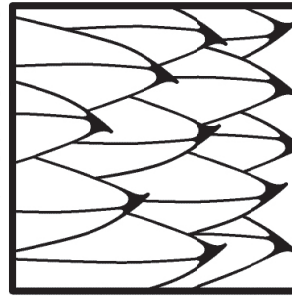


Central Coast Cactus
& Succulent Society
c/o Markus Mumper
780 Merced St.
Pismo Beach, CA 93449



On the Dry Side

May 2011

Inside this issue: CCCSS April Meeting Recap

- Upcoming Speaker
- Guillermo Rivera
- Plants of the Month
- *Gymnocalycium*
- *Peperomia*
- CCCSS Show & Sale
- May 28 - 29

Thanks for all who attended our April meeting.

Starting off, we thank **Wayne Mills** for his very nice publicity poster he made for our club to be displayed at future garden events.

Rob Skillin up-dated us on our May 28th & 29th show news. He encouraged members to bring as many plants as they can - but be sure not to water them right before the show! Makes those tablecloths messy. If your not sure about entering, remember we have 3 categories. novice, advanced and open. So fill out your entry cards early, take out those names tags on your plant and bring them in 8:00am Saturday, the 28th. Last note, you don't have to have your plant in an expensive pot, a clean, plastic pot is works just fine.

Our cactus of the month was *Rebutia*. As President **Gene Schroeder** puts it, they are the perfect windowsill plant. They are from Bolivia and the western edge of Argentina.

Pachypodium was succulent of the month. These unique plants are mostly from Madagascar and Africa. Gene and Rob agree the easiest and most frost hardy varieties are *P. bispinosum* and *P. Succulentum*.

Sorry if you missed our speaker of the month, **Keith Taylor**, it was a good one. Keith is from Fairfield CA and started his passion for "fat plants" 20 years ago. This was a hands on presentation and he showed us how he loves to cut his plants, I mean really cut. Some of us were cringing when he up-rooted his *Fockea Edulis* and started cutting into it. He then repotted it to continue its growth for a few more years to fatten its caudex. Caudiciforms will grow faster and bigger with the caudex growing underground. When Keith wants to pot up some of his "fat plants" and needs to accommodate a small pot he has in mind, that's when the cutting starts. He will cut roots and sometimes even cut into the caudex and let them dry and callus under a table. I think a lot of us liked his approach on his growing techniques. Do you fertilize? No. How about soil? Reuses his soil, hasn't bought soil in 10 years. When do you water? Oh, when they are dry...every few weeks or so. Very casual, yet effective, growing habits.

~Jan

Speaker of the Month _____

Guillermo Rivera
Nature and Cacti from Patagonia

The program will take us to a part of South America where people seldom travel in search of cactii. This is probably the reason why so many collectors and hobbyists alike are not very familiar with some genera such as Pterocactus, Austrocactus, Mahiuenia etc.

OUR SHOW & SALE IS IN JUST A FEW WEEKS!

I would like to encourage everybody to bring at least one plant to the show. Every year it just keeps getting better, but I know there are more of you with nice plants to bring. Especially, I would like to see more novices get involved - its fun! There are some special rosettes which are dedicated to the Novice category, including Best Rookie Plant. What is a rookie? Someone who hasn't shown before. Give it a try - you'll like it!

If you can't make it to this month's meeting, but would like to volunteer to help out, give Pat Gilson a call at 481-5596. Volunteers get special pricing on our next field trip!

Plant set-up for the show is Saturday morning, May 28, from 8:00 to 10:00. Please, that means you are finished setting up by 10:00, not just showing up at 10:00. The judging will start at 10:00 and runs for only 1 hour, so they don't have time to be delayed by late arrivers.

There will be entry cards at May's monthly meeting and at the show Saturday morning. The show schedule will also be available and it will be posted on our website also.

I will be away for the next several weeks and Nick is taking over as the Show Chair in the meantime, so give him a call with any questions you may have at 305-9292.

I hope to see each of you there - Rob Skillin



License 557155-C-27 John Goetz
805.459.3132

**SAN SIMEON NURSERY
LANDSCAPES**

Specializing in low maintenance, drought resistant California landscapes.

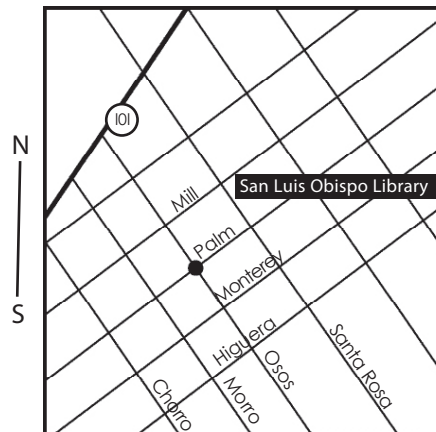
P. O. Box 7149 email: jgoetz@charter.net
 Los Osos, CA 93412

NEXT meeting:

Sun, May 8'th at
2:00 pm

San Luis Obispo
Public Library

995 Palm Street
San Luis Obispo

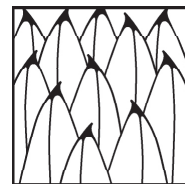


NEWS FROM THE APRIL BOARD MEETING:

- The position of newsletter editor is open, volunteer(s) gratefully accepted.
- The position of web designer is also open, volunteer(s) gratefully accepted.
- Nick passed around t-shirt suggestions at the meeting and will come up with a design and run it by the board.
- Exoticbooks.com has offered that any purchase made with them as a club member, they will donate 10% to our club. Just mention the CCCSS when ordering.

BOARD—MEETING

The next Board Meeting will be held on May 8'th right after our General Meeting. As always all members are welcome.



Central Coast Cactus and Succulent Society
 e-mail: markusmumper@gmail.com
 All submissions to the CCCSS newsletter must be submitted two weeks prior to the monthly meeting.

PRESIDENT Gene Schroeder 929-2161	VICE PRESIDENT Nick Wilkinson 528-8880	SECRETARY Jan Moon 927-1310	CCSSA AFFILIATE Rob Skillin 473-0788	TREASURER Edie Price 489-8491
EDITOR Markus Mumper 773-1499	ASST. EDITOR Nick Wilkinson 528-8880	PUBLICITY Wayne Mills 481-3495	LIBRARIANS Martin Howell & Jeanne Hanyasz 544-5389	HOSPITALITY Pat Gilson 481-5596 Ann Byrne 934-0492

A one time free newsletter will be mailed out to those who sign in at the monthly meetings. After this dues must be paid in order to start a subscription.

You Must See These DVDs!
 Enter CCCSS For 10% Off +Free Shipping

Buy At CaptivatingCacti.com



Upcoming Events

May 7 - 8

Sacramento Cactus & Succulent Society 51st Annual Show & Sale

McKinley Park, Shepard Garden and Art Center - 9:00am - 5:00pm

3330 McKinley Blvd., Sacramento CA. 530 753-7011 nedmar@aol.com

May 7 - 8

Sunset Cactus and Succulent Society Show & Sale

Veterans Memorial Center - 9:00am - 5:00pm

4117 Overland Ave., Culver City, CA 310 822-1783

May 14

Gates Cactus & Succulent Society 31st Show & Sale

Jurupa Mountains Cultural Center - 9:am - 4:00pm

7621 Granite Hill Dr., Glen Avon, CA 909 360-8802

May 15

Epiphyllum Society Show & Sale

Los Angeles County Arboretum

Arcadia, CA 310 670-8148

May 15

Santa Barbara Cactus & Succulent Society Show & Sale

MacKenzie Park - 10:00am - 3:00pm

Santa Barbara, CA sbcactus.org

May 21 - 22

Carmichael Cactus & Succulent Society Show & Sale

Carmichael Park Clubhouse - 9:00am - 4:00pm, 10:00am - 2:30pm

5750 Grant Ave., Charmichael, CA 916 966-3358 kaktuspige@yahoo.com

May 28 - 29

Central Coast Cactus & Succulent Society Show & Sale

Ludwick Center - 10:00am to 5:00pm, 10:00am - 4:00pm

864 Santa Rosa St., San Luis Obispo, CA 805 921-2161 centralcoastcactus.org

Hospitality News

Sign up to bring refreshments and get a 4 inch plant!! You must sign the **Hospitality Sign-Up sheet** and bring refreshments to get a plant. We need refreshments for each monthly meeting and we need to know who is bringing them. Thanks to everyone who has been contributing to the refreshment fund; donations can be made at the refreshment table.

~Pat & Ann



15% off for all CCCSS members

7432 Exotic Gardens Road | Cambria | CA | 93430

PH 805-924-1340 www.grownursery.com

PLANTERA PRIMAL

SOLAR ELECTRIC FIRED STONEWARE CERAMICS

CHARLES VARNI

OCEANO, CALIFORNIA

805.459.6698

WWW.VARNI.ORG

CHARLES@VARNI.ORG



CSSA Corner

Congratulations to the new editor of the CSSA Journal, Tim Harvey. His first issue has been delivered to members around the world. He is another in a long line of accomplished succulent enthusiasts to share his expertise and enthusiasm with readers of that excellent publication.

The CSSA will be holding the annual Show and Sale at the Huntington Library and Botanical Gardens in San Marion, CA on July 1, 2 and 3. We hope to see many of our local Society friends there as well as out-of-towners who are able to stop by the best C&S sale anywhere.

CLAYWORKS POTTERY



Richard Rowe

805.235.9721

roweclayworks@att.net

www.galleryatthenetwork.com

Gymnocalycium (Gr - 'gymno' naked and 'calycium' calyx)

It is fairly easy to place an unknown cactus into the genus *Gymnocalycium*, especially with a flower bud. Choosing the species is another matter. The majority of species in this genus consist of globose, solitary plants with ribs that are often only somewhat tuberculate. This slight punctuation along the ribs results in a "chin-like" appearance and this characteristic has earned it the nick-name "Chin Cactus". In general, each areole has a handful of proportionately-sized spines. Of course, there are exceptions of clumping, strongly tuberculate or heavily-spined species, but in these cases flower buds will ensure that even these plants belong in *Gymnocalycium*.

These flowers are defined as being "naked", that is, without any spines, wool, or bristles. In all species they are smooth and scaled somewhat resembling the tip of young asparagus shoots. Nearly all species have white, cream-colored or pale-pink flowers, while a few have dark red or yellow. Flower size is moderate among cacti and typically flowers are 1 to 1.5 inches wide. While flowers come easy and at an early age on *Gymnocalycium* plants, they usually need high-heat to open fully and thus do much better in a greenhouse for those outside Arizona!

The largest of this genus may attain dimensions around 7 inches tall and 12 inches in diameter, while most species stay well under 5 inches in height and diameter. This small size and relatively easy care requirements make this genus very popular in cultivation. Among the most popular is the red-flowered, *G. baldianum* and the unusually colored *G. mihanovichii*. The latter of these is even more popular as a grafted mutation of either variegated or chlorophyll-lacking, bright red plants incapable of surviving on their own roots.



Gymnocalycium mihanovichii



Gymnocalycium baldianum

Peperomia (Gr - 'peper' pepper and 'omia' similar to)

About a thousand species of *Peperomias* have been described, mainly from South America, although a few (17) are found in Africa. Many of these plants are perennial epiphytes growing on rotten logs and have thick stems and fleshy leaves, some with leaf windows. Most *Peperomias* have tiny flowers which are packed into a characteristic greenish or brown conical spike like an inverted catkin. They are compact and usually do not exceed twelve inches in height.

Many species are non-succulent and a few of these (e.g. *P. caperata*) are popular house plants.

The succulent species *Peperomia* is not as commonly available as it deserves, even from specialist nurseries. This probably reflects the low profile in cactus and succulent society shows & sales. It includes several species which form tubers. *P. campyloptropa* is a deciduous tuber-forming plant from the cooler regions of Mexico. *P. macrorhiza* from Peru and *P. monticola* from Mexico form a large caudex and could be of interest to collectors of caudiciform plants.

Peperomias are best cultivated in a light, well drained compost containing plenty of humus. Coming from tropical rain-forest habitats, they love warm, humid conditions and most need a minimum temperature of 40°F. In warm climates *Peperomias* can be grown outside as ground cover or as epiphytes on tree trunks, but beware of slugs which enjoy the fleshy foliage.

Peperomias may be propagated from leaf or tip cuttings, although the variegated and succulent species grow mainly from tip cuttings.



Peperomia monticola



Peperomia campyloptropa