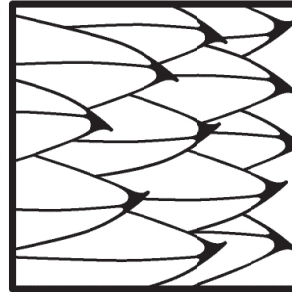


Central Coast Cactus  
& Succulent Society  
c/o Markus Mumper  
780 Merced St.  
Pismo Beach, CA 93449



# On the Dry Side

June 2009

## Inside this issue —

- Upcoming Speaker - Buck Hemenway
- Upcoming Events - Shows & Sales
- Hospitality News - Free Plant!
- Plant of the Month - Ficus
- CCCSS Show & Sale - Web Site Pic's

## CCCSS May Show & Sale Recap

### President's Message

Congratulations to all of you for making our 3rd Annual Cactus and Succulent Show and Sale an outstanding success! We thought being in a bigger venue would give us room to grow but we have already outgrown the Ludwick Center gym! We had so many people for our sale opening that there was no room to move! Thanks to Edie and Pat for keeping the cash registers and credit card machine humming!

We had 507 plants entered in the show: 212 in Open, 187 in Advanced and 108 in Novice. After the Saturday morning crush, we had a steady stream of browsers and buyers until we closed on Sunday. One woman told me she became so inspired by the show that she called her landscaper to redesign her garden with succulents. Another told me she came with a friend and thought she would be bored but ended up being amazed by the variety and beauty of the plants. Those are great testimonies to the caliber of show and sale plants and to the dedicated efforts of all who volunteered.

The Sales Area was so busy that by Saturday afternoon it looked like a swarm of locusts had swept through, leaving empty table space behind. The good news was we had broken last year's sales record and made a profit for the club! An excellent outcome considering the state of the economy this year!

Many thanks to Rob Skillin, our Show Chair, for heading up the organization and operation of the Show and Sale. There were a few last minute wrinkles that called for his quick thinking to smooth out. Thanks to the members of the Committee: Nick Wilkinson, Jan Moon, Gene Schroeder, Edie Price, and Pat Gilson who endured my small herd of dachshunds to plan the event and evaluate the outcome. Many thanks to all of the members who brought in plants to show and to those who donated their time to take a volunteer shift or more .  
Mary Peracca

# SUCCULENT HOT SPOTS IN SOUTH AFRICA

SPEAKER OF THE MONTH:

## Buck Hemenway

Buck will speak about South African plants in their indigenous habitats.



**Gene Schroeder** - Gene has created a website to display the great photographs he took at our Show & Sale. He includes pictures of all Best of Show winners along with the names of the growers.

You can find the site at:

[http://dgimages.smugmug.com/gallery/8351187\\_z5dkz#547639437\\_pd73D](http://dgimages.smugmug.com/gallery/8351187_z5dkz#547639437_pd73D)

It's a somewhat unwieldy address but it is well worth the effort!

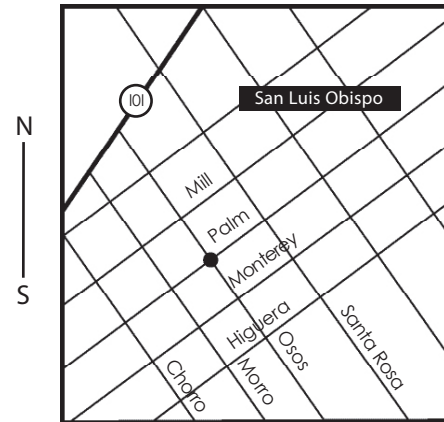
Thanks Gene.

## NEXT meeting:

Sun, June 14'th  
at 2:00 pm

SLO Public Library

995 Palm Street  
San Luis Obispo  
805-781-5991

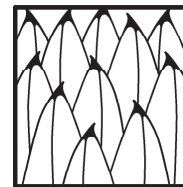


### SLO Library Display - Thank You!

Thanks again to the members who participated in the Art Show in the SLO Library. I received lots of positive feedback from the librarians who said people were very complimentary. I will not be at the June meeting. Jeanne Hanzsz will have your artwork at her library table. Please be sure to pick up your property. If you have questions or cannot be at the June meeting call me at 773-6644 before June 12. Joan Field

### BOARD—MEETING

The next Board Meeting will be held on June. 14'th right after our General Meeting. As always, all members are welcome.




Central Coast Cactus and Succulent Society  
e-mail: markusmumper@gmail.com

All submissions to the CCCSS newsletter must be submitted two weeks prior to the monthly meeting.


<b>PRESIDENT</b> Mary Peracca 550-6977	<b>VICE PRESIDENT</b> Nick Wilkinson 528-8880	<b>SECRETARY</b> Eva Zayha 546-8202	<b>CSSA AFFILIATE</b> Rob Skillin 473-0788	<b>TREASURER</b> Edie Price 489-8491
<b>EDITOR</b> Markus Mumper 773-1499	<b>ASST. EDITOR</b> Nick Wilkinson 528-8880	<b>PUBLICITY</b> Joan Field 773-6644	<b>LIBRARIANS</b> Martin Howell & Jeanne Hanzsz 544-5389	<b>HOSPITALITY</b> Maggie Wagner, 773-1499 Pat Gilson, 481-5596

A one time free newsletter will be mailed out to those who sign in at the monthly meetings. After this dues must be paid in order to continue this service.



Copyright © 2003 Thaves, Distributed by Newspaper Enterprise Association, Inc.

**PLANTERA PRIMAL**  
 SOLAR ELECTRIC FIRED STONEWARE CERAMICS  
**CHARLES VARNI**  
 OCEANO, CALIFORNIA  
 805.459.6698  
 WWW.VARNI.ORG  
 CHARLES@VARNI.ORG



**grow**   
 the nursery at moonstone gardens  
 15% off for all CCCSS members  
 7432 Exotic Gardens Road | Cambria | CA | 93430  
 PH 805-924-1340 [www.grownursery.com](http://www.grownursery.com)

WHEEL THROWN AND  
 HAND BUILT CERAMICS  
 EST. 1988

Richard Rowe  
 potter / artist

7432 Exotic Garden Rd.  
 Cambria, CA 93428  
 P 805 924 1340

[rsrowe@earthlink.net](mailto:rsrowe@earthlink.net)

**The  
 Clayworks**

## Great News!!

Sign up to bring refreshments and get a 4 inch plant!! **You must sign the Hospitality Sign-Up Sheet** and bring refreshments to get a plant. We need refreshments for each monthly meeting and we need to know who is bringing them. Thanks to everyone who has been contributing to the refreshment fund; donations can be made at the refreshment table.

Pat & Maggie

# Upcoming Events

**June 13-14**

**Los Angeles Cactus and Succulent Society Show & Sale**

Sepulveda Garden Center

16633 Magnolia Blvd., Encino 818-363-3432

**June 26-28**

**CSSA Annual Show & Sale**

Huntington Botanical Gardens

1151 Oxford Rd., San Marino 626-405-2160

**July 24-26**

**Orange County Summer Show & Sale**

Fullerton Arboretum

1900 Associated Rd., Fullerton 714-870-4887

**August 15-16**

**Intercity Show & Sale**

Los Angeles County Arboretum

301 N. Baldwin Ave., Arcadia 626-798-2430

**August 29**

**Huntington Botanical Gardens Succulent Symposium**

Huntington Botanical Gardens

1151 Oxford Rd., San Marino 626-405-2160

## hospitality news:

Thanks to all the members who brought food, treats and drink to the Show & Sale - It is all appreciated.

If your interested in providing a snack for future meetings please sign up at the front desk or contact Pat Gilson, 481-5596.

# Ficus Bonsai

Erik Olsen

This month we feature a non-succulent as Plant of the Month - Here is an article by Erik Olsen on Ficus care:

If you've decided to try your hand at growing a bonsai tree you are in for a real treat. While it takes a little time and patience to learn how to grow bonsai, the results are truly incredible. As you begin your search for the perfect tree you will be faced with all types of options. For example, bamboo is a nice bonsai option that is reminiscent of true Japanese gardens. Then, you have the Braided Monkey Tree that is referred to in many Asian cultures as the "Bringer of Good Fortune". When it comes to bonsai, these make an excellent choice that are easy to care for and tolerant. Another option for bonsai is Jade tree which makes an exceptional bonsai. Coming from South Africa, this plant is hearty and boasts succulent, green elliptic leaves and a thick trunk.

One of the favorites is the ficus tree. A miniature version of the tropical Banyan tree, the ficus is exotic and rewarding. Therefore, I suggest you start with this species and to help you get started, I have provided you with important ficus bonsai care. Remember, the ficus is ideally suited for indoor bonsai. You will discover a number of different varieties, each with small leaves and slow growth habits. Some of the specific species you might consider growing include the dwarf ficus, narrow-leaf ficus, and the weeping ficus, all fine choices.

The first thing to remember when it comes to ficus bonsai care is that this tree needs to be kept indoors all year long, although an occasional trip outdoors for fresh air and sunshine is acceptable. As with most bonsai trees, the ficus tree should dry out between watering. To test the soil, simply stick your finger down about an inch to see if it feels wet or dry. The key with ficus bonsai care is never allow the tree to go completely dry for any extended time. To water your tree, soak it and/or the container it is planted in water for about 10 minutes. Then, allow the soil to drain so no more water leaks from the bottom.

Repotting is also important for ficus bonsai care. The recommendation is to repot the tree every two years. Now, keep in mind that while the ficus typically grows slowly, if you notice the tree is having a growth spurt, completely taking over its container within the first year, do not wait to repot, go ahead and do the repotting in the first year. The best time to repot a ficus bonsai is during early spring months. Once the tree has been placed in its new container (larger of course), be sure you water it thoroughly, using the same process as described above. Then, you want to keep your ficus bonsai some place shady for two to three weeks allowing the new root system to take hold. With this, you will enjoy a much healthier and stronger plant that, when it comes time to trim and prune, handles the process better.

Finally, ficus bonsai care means understanding your tree during the cold, winter months. This particular tree should always be kept indoors, especially in the winter. Even then, make sure you keep them on display in a sunny area that never goes below 60 to 65 degrees. Now, you may notice some minor leaf drop if the temperatures are too cool for the tree or if the ficus is getting too much of a draft. In this case you can simply choose a different location, again in the sun but warmer and without the draft. With ficus bonsai care, it is not rocket science, but consistency and understanding the ficus. As you begin to trim back the tree during its growing season and use wire to create the shape you have chosen and the one that works best with this species, you will begin to notice things changing from a simple tree in a container to an actual bonsai. Chances are you will be so proud of your accomplishments you will be eager to try another ficus bonsai.

**Ficus may not be a succulent but the plant's form can resemble those we are familiar with, such as Adenia and Adenium, and can be an attractive addition to your collection.**

